

MUTATIONS

TEENAGE MUTANT NINJA

TURTLES®

How To Mutate Bebop:

1. I'm a mutant warthog. Help me become super thug Bebop!



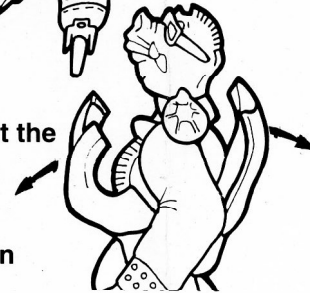
2. To switch mutant warthog hands to hoodlum hands: Open up Bebop's sleeves, lift and rotate hands, push down hoodlum hands to lock into position.




3. Twist the mutant tail and push up into figure's body as shown!





4. Split open Bebop's shirt at the neck, go ahead he likes it.
Note: Firmly move Bebop's head forward and backward to help open shirt.



5. Then rotate his Turtle shell shoulder pads to cover the sides of his mutant head. Now rotate his marvelous mutant head backwards until his ugly punk head is exposed.




6. Close up his shirt, and rotate the sneaky shoe sticker and toe drill into the bottom of the shoes, and now you've got the super-thug Bebop!



How To Mutate Bebop's Camera Shell Drill:

Place Bebop's camera into his mutant hand. To mutate the camera shell drill, push the handle backwards and watch as the drill comes out of the camera! Now that's cool!



Please note:

- Never force limbs into position. If parts don't fit comfortably or the torso does not close easily, you may have missed a step.
- The enclosed mutation chart explains the evolution of these real mutatin' mutants.
- Don't forget being a mutant master takes practice. The more you mutate, the better you become.