

MUTATIONS TEENAGE MUTANT NINJA TURTLES®

How To Mutate Rocksteady:


1. I'm a mutant rhino.
Help me become
super thug
Rocksteady !



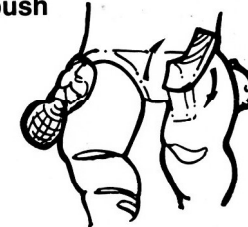
4. Split open Rocksteady's shirt at the neck, go ahead he likes it.
Note: Firmly move Rocksteady's head forward and backward to help open shirt



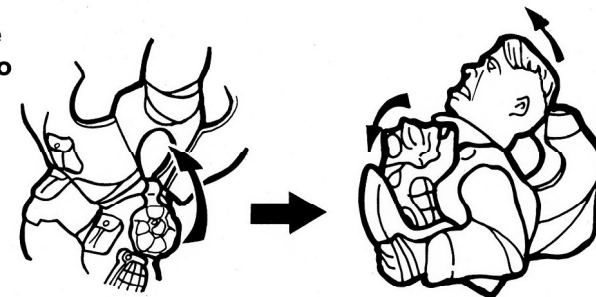
2. To switch mutant rhino hands to hoodlum hands: Open up Rocksteady's sleeves, lift and rotate hands, push down hoodlum hands to lock into position.



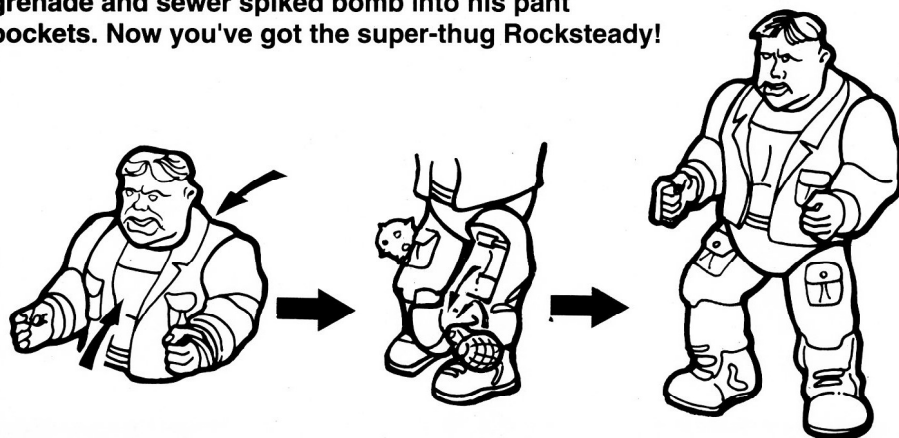
3. Twist the mutant tail and push up into figure's body as shown!



5. Rotate the Turtle trophy shells into shirt and rotate his marvelous mutant head forward until his ugly thug head is exposed.

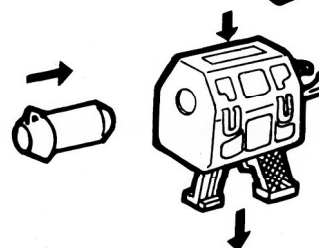



6. Close up his shirt and swing the green-gettin' grenade and sewer spiked bomb into his pant pockets. Now you've got the super-thug Rocksteady!



How to Mutate Rocksteady's Mutatin'Lunch Launcher Rifle:

Place Rocksteady's lunchbox into his mutant hand. To mutate lunchbox into lunch launcher rifle, push down the lunchbox handle to release the deadly trigger. Plug the drink canister on the end of the lunchbox and you're ready to shoot 'em whether they're hungry or not!



Please note:

- Never force limbs into position. If parts don't fit comfortably or the torso does not close easily, you may have missed a step.
- The enclosed mutation chart explains the evolution of these real mutatin' mutants.
- Don't forget being a mutant master takes practice. The more you mutate, the better you become.