


# AUTOMUTATIONS™ TEENAGE MUTANT NINJA TURTLES®

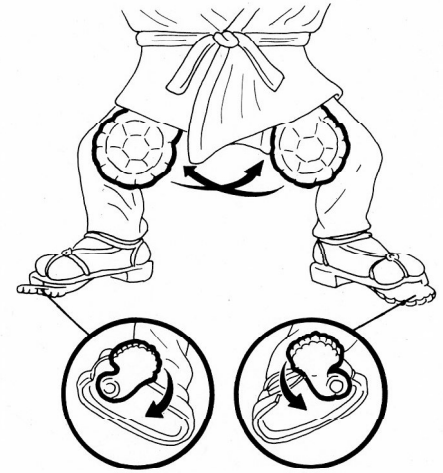


**BECOME AN AUTO MUTATIONS MASTER!**  
Here's how to Mutate Night Ninja Rocksteady™ back into his rotten rhino self.

1. Squeeze the muscular mutant legs of Night Ninja Rocksteady together until his back pops open.



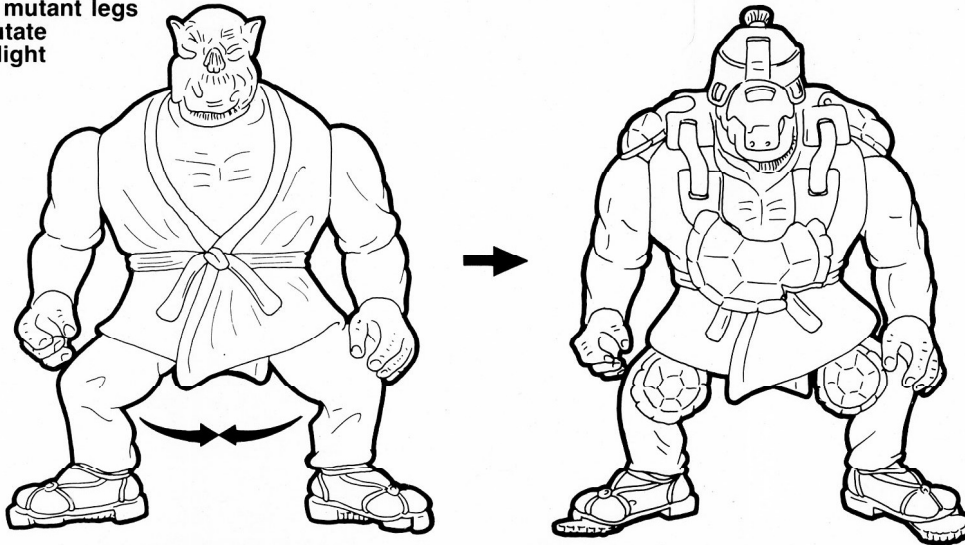
2. Pull his chest and shoulder armor over his head, fold the shoulder pads up and gently tuck it back into his back.  
**NOTE:** Do not force the armor into his back. You may need to fold parts of his armor together to fit into his back.



3. Release his legs to close his back and tuck his protective thigh pads back up into his robe.

4. Flip his automatic Circular Turtle Toe Saws back under his feet and he is once more, a radically rotund rhino.

To instantly mutate Rocksteady from his ordinary rhino self into a secret Night Ninja: Just squeeze his muscular mutant legs together and watch him mutate instantly into an armored Night Ninja. For additional Turtle trashin' protection, swing down his thigh pads from under his robe, flip out his Circular Turtle Toe Saws and he's ready to roam as that Tough-skinned Turtle Tormentor!



To mutate Night Ninja Rocksteady's bracers into killer claws:

1. Flip out the sides of his bracers.
2. Rotate them forward to form the killer claws.

**NOTE:** If your Auto Mutations Night Ninja isn't quite functioning properly as the fastest mutating rhino ever, check the following:

1. Be sure to press his legs together firmly, but be careful not to press his legs too hard. If his back won't open, gently sperate his legs then try again.
2. If armor doesn't pop out all the way, shake figure gently and armor should pop out.
3. Always use care in mutating weapons. Treat them gently, with the respect a Ninja's weapon deserves.