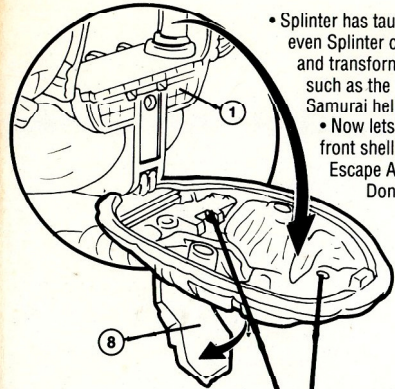



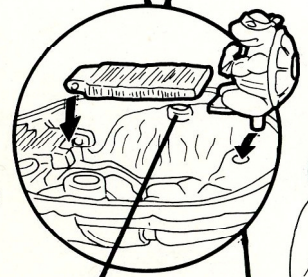
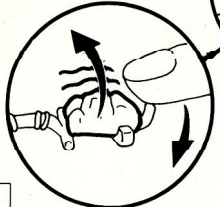
TEENAGE MUTANT NINJA TURTLES

TURTLE IN A TURTLE

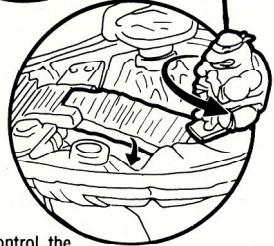


• When they're safely inside, you can install the WOODEN BRIDGE, as shown. Next find the TURTLE and plug it into the rear of the back shell. Turn him forward so that he faces the bridge. Now carefully with Ninja skill, lower the bridge. It should stop when it makes contact with the Turtle's feet. This turtle does a special trick-but more about that later.

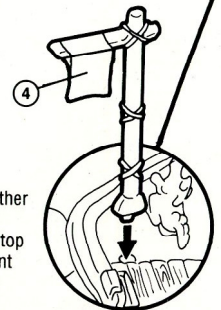
• To fire Shredder-Smashin' Catapult, place the bodacious BANZAI BOULDERS into the boulder holder as shown. Press down with the tip of your finger, then let go. BUT HOLD ON DUDE! CAUTION! Never flick Banzai Boulders toward someone's face, mouth, or eyes. Save it for Shredder and his sewer-slime friends.



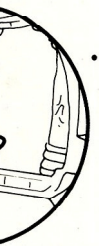
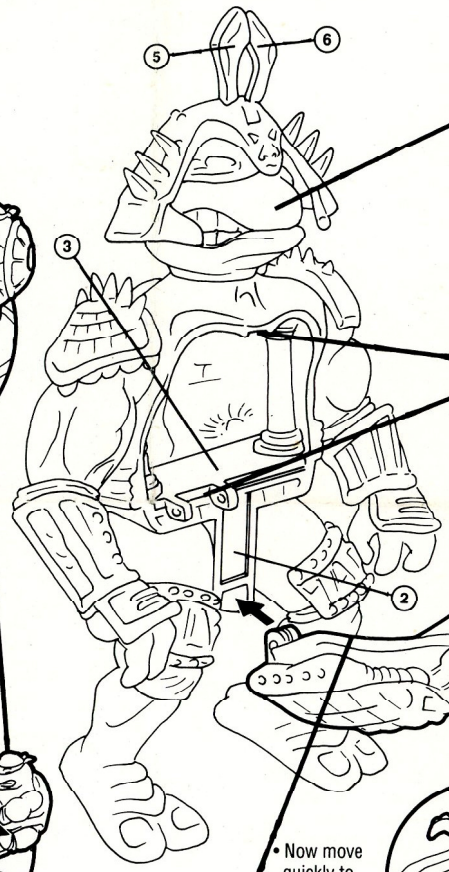
• If the situation ever gets out of control, the bodacious bro's always have a plan of escape. Place Leo and Don on the Turtle Trap Door, and turn the Turtle. Down and away! The Turtles will live to party another day.




• Good job mega dude! The fortress is nearly prepared. But go no further until you have installed the Ninja Turtle banner as shown. Raise the colors by wrapping the banner label so that it hangs down from the top of the BANNER POLE. Insert the Banner Pole into the hole in the front shell. While you still have time, place the rest of the way-cool labels where indicated.



• Splinter has taught the Turtles well the ancient art of Ninja. But now they have a weapon even Splinter could not imagine. Full-size Leonardo can now march against the Foot Clan, and transform into a conspicuously awesome BATTLE CASTLE. With traditional weapons such as the massive Katana Sword, bodacious breastplate, shoulder spikes, and a Samurai helmet, Leonardo will strike tremors of terror into the heart of Shredder.
• Now lets get ready to transpizzafy Leonardo into his Battle Castle. Pop open Leonardo's front shell to reveal the hidden dojo. Then open his back Ninja defense shell. Lower the Escape Access Ladder in the middle of the back shell as shown. Mini-Mutants Leo and Don can now climb up from the ground level.



• Time to install the Samurai-Slicin' Swinging Blade. Check out the illustration. Now is also good time for you and Don to snap-in the rope ladder, as shown. If any of their foes are foolish enough to enter the Foot fightin' fortress, their folly could be fatal. The Swinging Blade could turn them into pepperoni!



• For Leo to gain access, you must assemble the KATANA EMERGENCY ESCAPE SLIDE. Place the SWORD CLIP over the blade as shown, then insert the blade tip into the socket in fortress front shell. Now place the Swingin' Sword Ring over the handle.
• Just snap Leo into the Sword Clip and he can go safely up and down the razor sharp blade. Only a true Ninja can master this skill. The Sword Clip can also hold the Katana Emergency Escape Slide to full-size Leonardo's back shell when Battle Castle is fully closed and secured. Just plug it into the spot as shown.



• One last inspection must be made before the battle begins. By opening Leonardo's head, you will reveal the Kowabunga Kanji Kranial Kage. The top of the cage snaps-in as shown. No warrior has ever escaped this stony prison.

WARNING:
CHOKING HAZARD-Small parts.
Not for Children under 3 years.

ASST. NO. 13080
STOCK NO. 13083
AGES 4 AND UP

